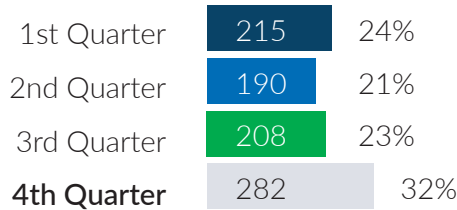




ASBESTOS AND SMALL BUSINESS OMBUDS (ASBO) PROGRAM: FISCAL YEAR 2022 STATS AND FACTS

Volume of Inquiries to ASBO



TOTAL 895
 Up **31%** from Q1 to Q4

ASBO Program Outreach & Communication Highlights

SmallBiz@EPA reaches over 3100 subscribers each month



ASBO maintains a contact list of 82 small business trade associations



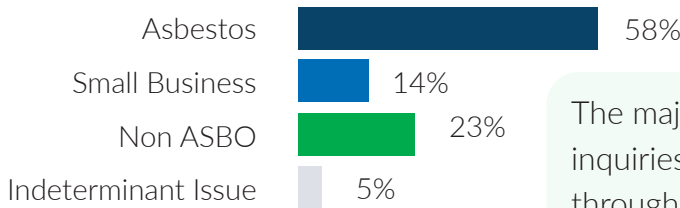
ASBO provides a suite of resource materials, including a program guide, trifold and fact sheet



ASBO funds a 5-year cooperative agreement to support national small business outreach and technical assistance

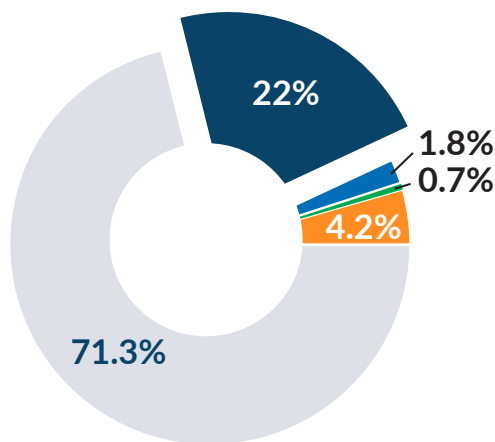


VOLUME OF INQUIRIES BY TOPIC



The majority of ASBO's inquiries are managed through **ASBO's Hotline service.**

TYPE OF INQUIRY: ASBO VISITOR STAKEHOLDERS

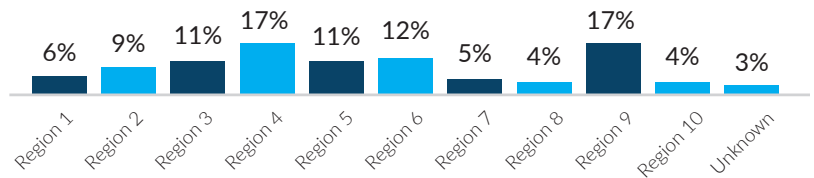


- General Public
- Small Business
- NGO or Environmental Group
- School
- Other



4.2% of visitors are defined as "Other" when the caller requests to remain anonymous.

ASBO INQUIRY VOLUME BY REGION



Topics of ASBO Inquiry

Suspected Asbestos/Asbestos Removal	45%
Small Business Regulation/Compliance Assistance	13%
General Health and Safety Concern	12%
General Environmental Concern	5%
Abatement Contractors or Training	4%
Registering New Product	2%
Other*	20%
Total	100%

*The Other category throughout this report refers to all inquiries received outside of the ASBO's purview of asbestos or regulatory compliance for small entities.



Nearly half of all calls brought to ASBO are questions surrounding suspected asbestos exposure in the home or in the community.