



UNITED STATES
ENVIRONMENTAL PROTECTION AGENCY

RCRA Corrective Action Training Program: Getting to YES! *Strategies for Meeting the 2020 Vision*



HSW

This training and training documents do not create any legally binding requirements on of U.S. Environmental Protection Agency (EPA) , states, or the regulated community, and do not create any right or benefit, substantive or procedural. The training and documentation are not a complete representation of the Resource Conservation and Recovery Act or of EPA's regulations and views.



November 2009 Module 14 – Course Wrap-Up 1

Notes:

Purpose of Slide


- Holder slide for Module 14, Course Wrap-Up.

Key Points

- This is a holder slide. No specific key points.

References

- None.



Module 14

Course Wrap-Up

November 2009 Module 14 – Course Wrap-Up 2

Notes:

Purpose of Slide

- Holder slide for Module 14, Course Wrap-Up.

Key Points

- This is a holder slide. No specific key points.

References

- None.



Module Overview

- ❖ Review materials covered and resources provided/available
- ❖ Review training purpose, objectives and course expectations
- ❖ Revisit learning objectives (....test)
- ❖ Provide evaluation input for future course improvements

November 2009

Module 14 – Course Wrap-Up

3

Notes:

Purpose of Slide

- Provide overview of wrap-up module.

Key Points

- Review the points covered in this module.

References

- None.



Day 1 – The Blueprint for Success

- ❖ Module 1 – Introduction and Course Overview
- ❖ Module 2 – How to Meet the 2020 Vision
- ❖ Module 3 – CA Authorities and Guidance
- ❖ Module 4 – Starting with the End in Mind: Building an Exit Strategy
- ❖ Module 5 – Achieving Success: Practical Solutions to CA
- ❖ Module 11 – Maintaining Effective Remedy Performance

November 2009

Module 14 – Course Wrap-Up

4

Notes:

Purpose of Slide

- Review content of Day 1.

Key Points

- Review the content of Day 1; this first day of the course focused on (1) the RCRA CA Goals and Vision that must be achieved; (2) the regulations, guidance, and polices that provide the framework for CA; (3) reforms and results-oriented guidance; (4) how focusing on the end goals early in the process can support CA results; (5) EPA programs and resources to support revitalization; and (6) maintaining effective remedy performance.
- Day 1 presented the basic framework of CA and overviewed where the program has come from and where the program is headed.
- The course emphasis is on concepts and tools to achieve rapid CA progress.

References

- None.



Day 2 – Concepts and Strategies

- ❖ Module 9 – Managing Remediation Waste
- ❖ Module 6 – CA and Facilitating Land Revitalization
- ❖ Module 8 – Greener Cleanups and Reuse
- ❖ Module 7 – Selecting and Approving a Protective Remedy
- ❖ Module 10 – CA Optimization Tools and Challenge Exercise

November 2009

Module 14 – Course Wrap-Up

5

Notes:

Purpose of Slide

- Review content of Day 2.

Key Points

- Review the content of Day 2; the second day built on the first.
- The second day addressed elements that are common to each CA site and are important in implementing the CA process successfully.
- Module 9, Managing Remediation Waste, reviewed common issues and practical solutions related to the management of soil and groundwater materials at RCRA CA sites.
- Module 6, CA and Facilitating Land Revitalization, explores how redevelopment can integrate with CA.
- Module 7, Selecting a Protective Remedy, reviewed factors that support the selection of a remedy (Module 8, Achieving a Remedy Decision). The modules included two parts, policy and field considerations, including: consideration of current and anticipated uses, establishment of cleanup objectives, integration of engineering and institutional controls, and integration of special challenges (non-aqueous phase liquids).
- Module 8, Greener Cleanups and Reuse, is a new module presenting opportunities to make cleanups greener.
- Module 10, CA Optimization Tools and Challenge Exercise, provided a discussion-based review of ideas that can support rapid CA progress.

References

- None.



Day 3 – Completing the Process

- ❖ Module 12 – CA Complete
- ❖ Module 13 – Challenge Exercise
- ❖ Module 14 – Wrap Up

November 2009

Module 14 – Course Wrap-Up

6

Notes:

Purpose of Slide

- Review content of Day 3.

Key Points

- Module 11, Maintaining Effective Remedy Performance, reviewed what happens after a remedy is implemented; after implementation, monitoring, optimization and operation and maintenance become important.
- Module 12, CA Complete, reviewed the CA completion determinations.
- Module 13, Challenges Exercise, allowed time for participants to work in groups to review a case study where groups of participants were able to work through an example facility undergoing RCRA CA. This will allow participants to share their knowledge and brainstorm regarding how some of the tools and principles can be applied at sites in the future.

References

- None.



Notes:

Purpose of Slide

- Revisit the road-map approach to the course.

Key Points

- As stated previously, we thought carefully about how to cover the wide range of materials required for this training program in a manner that is logical and manageable.
- In thinking through the material, EPA and the development team identified that the RCRA CA process can be thought of as a process with logical decision points, sign posts, and directions. This helped us develop a road map for the course.
- Within this framework, each day had a theme and covered certain topics related to that theme. As we progressed, we built on the lessons from one day as we moved into the next.
- The road we are on is to an end point of RCRA CA Success. As you can see on this slide, we are moving to a YES for key decision milestones associated with the 2008 and 2020 RCRA Goals and Vision.
- This course is designed to assist those working on RCRA CA to build on the strong foundation of knowledge and experience that has been developed to achieve further, rapid progress.
- The course materials have focused on opportunities for streamlining and maximizing the flexibility allowed within the RCRA CA program to achieve rapid CA progress, support land revitalization, and ensure remedies that are protective of human health and the environment.
- We have included a range of examples that show how these approaches can be applied. As we move forward with this course, additional examples are being sought.

References

- None.



Course Mission Statement

- ❖ *To develop and enhance the skills of qualified personnel who will implement corrective actions for their sites by the year 2020 that are protective of human health and the environment while encouraging revitalization.*

November 2009

Module 14 – Course Wrap-Up

8

Notes:

Purpose of Slide

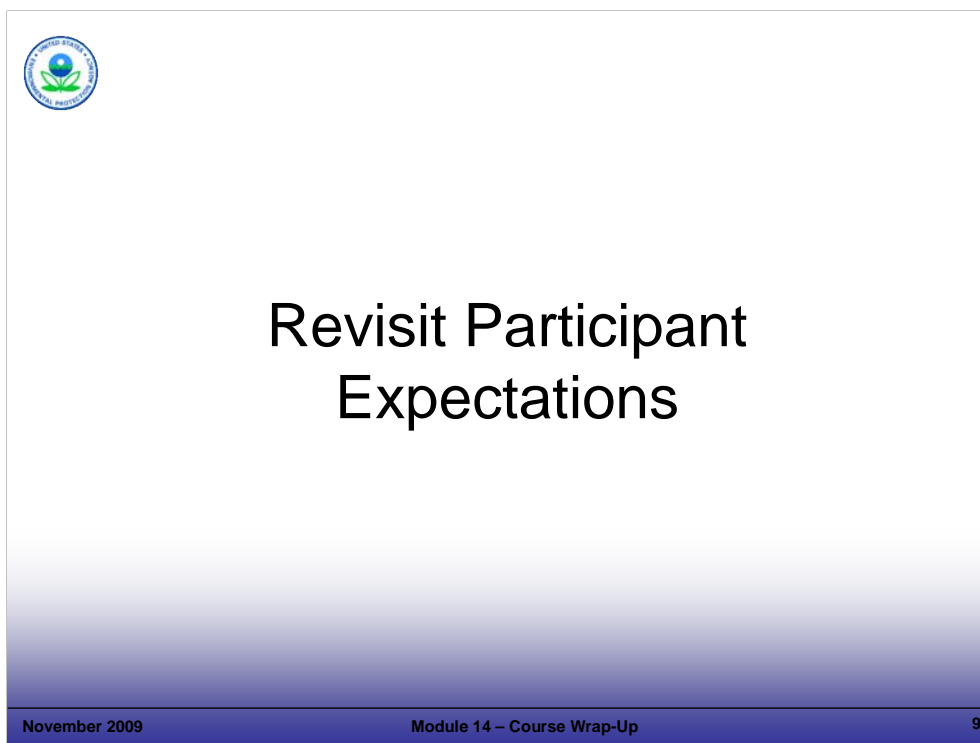
- Review the course mission.

Key Points

- Review materials covered in light of the course mission.

References

- None.

**Notes:**Purpose of Slide

- Review the participant expectations and compare what was covered to expectations.

Key Points

- Review the participant expectations list from Day 1 of the course and discuss which were met and which were not addressed, if any.
- Remind students that their input is important to course improvements.

References

- None.



Summary

- ❖ EPA goals and vision for the CA program are ambitious.
- ❖ Practical and demonstrated approaches can support rapid progress towards EPA Goals and 2020 Vision – Get to Yes!
- ❖ Resources are available to support your efforts.
- ❖ Your input to this course will improve it over time.

November 2009

Module 14 – Course Wrap-Up

10

Notes:

Purpose of Slide

- Summarize the module and course.

Key Points

- Summarize the module and course.
- Participants should complete evaluation forms; this input will be used to improve the course over time.
- Thanks for your time and good luck with your future RCRA CA efforts!

References

- None.